
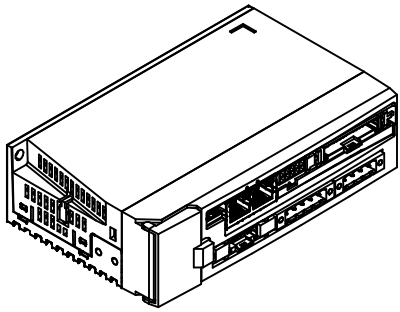
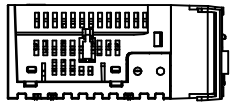


REVISIONS				
REV	ECO	DESCRIPTION	DATE	APPROVED
A	7494	INITIAL RELEASE	11/14/16	J KORDIK

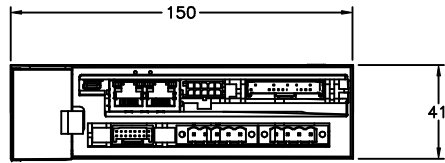


TOP VIEW

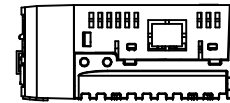
SS-EC STEP-SERVO DRIVE OUTLINE DRAWING



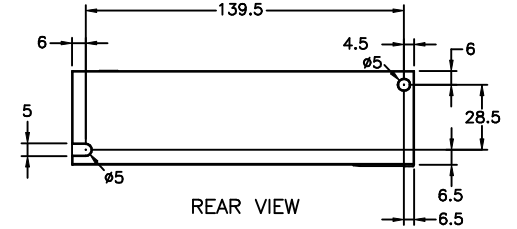
LEFT VIEW



FRONT VIEW

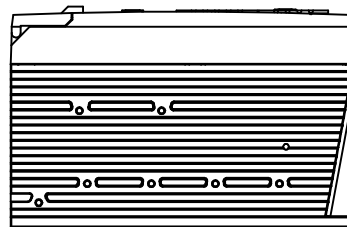


RIGHT VIEW



REAR VIEW

BOTTOM VIEW



<b>TOLERANCES</b> DECIMALS: MM X.XXX = ±0.013 X.XX = ±0.25 X.X = ±2.5 ANGLES: MACH. = ±5° CHAM. = ±5°		<b>THIRD ANGLE PROJECTION</b> 			
APPROVALS DRAWN <i>R. JONEZ</i> CHECKED		DATE <i>9/8/16</i>		<b>SS-EC STEP-SERVO DRIVE 3, 5 AND 10A MODELS</b>	
COMPUTER DATA BASE DRAWING		APPROVED		DWG NO. <b>B</b>	REV <b>A</b>
SCALE: NONE				SHEET 1 OF 1	