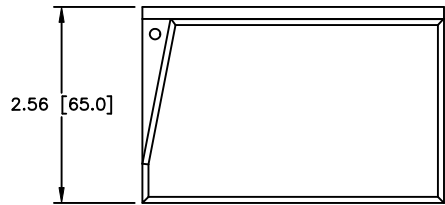
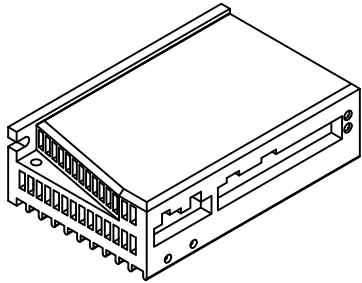
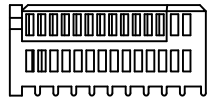
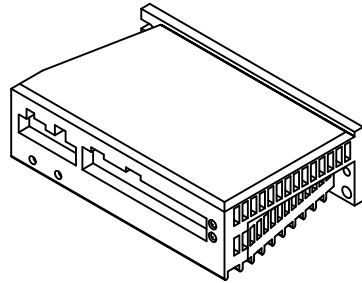


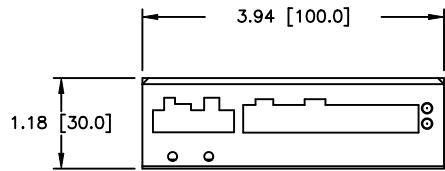
| REVISIONS |      |                 |          |          |
|-----------|------|-----------------|----------|----------|
| REV       | ECO  | DESCRIPTION     | DATE     | APPROVED |
| A         | 6611 | INITIAL RELEASE | 10/12/12 |          |
|           |      |                 |          |          |
|           |      |                 |          |          |



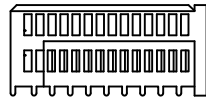
TOP VIEW




LEFT VIEW



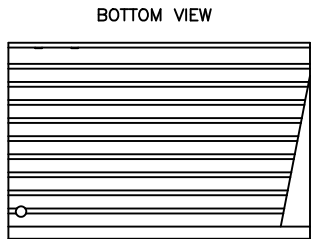
FRONT VIEW



RIGHT VIEW



REAR VIEW



BOTTOM VIEW

| TOLERANCES                                                                                                                     |  | THIRD ANGLE PROJECTION   |         | APPLIED MOTION PRODUCTS, INC.       |                 |
|--------------------------------------------------------------------------------------------------------------------------------|--|--------------------------|---------|-------------------------------------|-----------------|
| DECIMALS: MM (INCH)<br>X.XXX = ± (.005)<br>X.XX = ±0.13 (.010)<br>X.X = ±0.25 (.020)<br>ANGLES:<br>MACH. = ±.5°<br>CHAM. = ±5° |  |                          |         |                                     |                 |
|                                                                                                                                |  | APPROVALS                | DATE    |                                     |                 |
|                                                                                                                                |  | DRAWN<br><i>R. JONEZ</i> | 9/11/12 | <b>B</b> DWG NO. <b>WEB DRAWING</b> | REV<br><b>A</b> |
| COMPUTER DATA<br>BASE DRAWING                                                                                                  |  | APPROVED                 |         |                                     | SCALE: NONE     |