

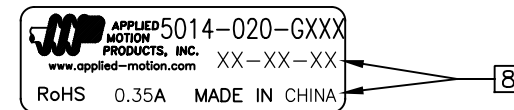
MOTOR SPECIFICATIONS:	GEARMOTOR SPECIFICATIONS:
NUMBER OF PHASES: 2	TEMP. RISE: 80°C MAX. [6]
STEPS PER REVOLUTION: 200	OPERATING AMB. TEMP. RANGE: -20 TO +50 °C
STEP ANGLE: 1.8°	STORAGE TEMP. RANGE: -20 TO +70 °C
RATED CURRENT: 0.35 A	RELATIVE HUMIDITY: 85% MAX NON-CONDENSING
RESISTANCE PER PHASE: 8.3 Ohms [4]	
INDUCTANCE PER PHASE: 7.5 mH [5]	
ROTOR INERTIA: 20 g-cm <sup>2</sup> ( 0.109 oz-in <sup>2</sup> )NOM	
HOLDING TORQUE 0.056 Nm ( 7.93 oz-in)NOM	
INSULATION CLASS: B (130°C)	
BEARINGS: ABEC 3, DOUBLE SHIELDED, NS7 GREASE	

NOTES, UNLESS OTHERWISE SPECIFIED:

- HIPOT 500 VAC, 60 Hz FOR ONE MINUTE.
- LEADS: 4, AWG 26, 7 STRAND MIN., UL AND CSA APPROVED, UL 1430
- INSULATION RESISTANCE: 100 MEGOHMS MIN AT 500 VDC.
- [4] AS MEASURED ACROSS EACH PHASE.
- [5] AS MEASURED ACROSS EACH PHASE USING AN A.C. INDUCTANCE BRIDGE AT 1 KHz.
- [6] AS MEASURED BY THE CHANGE IN RESISTANCE METHOD, WITH RATED CURRENT APPLIED TO 2 PHASES; WITH MOTOR AT REST.
- THIS MOTOR IS MANUFACTURED IN COMPLIANCE WITH THE CURRENT EU RoHS DIRECTIVE.
- [8] MOTOR LABEL TO INCLUDE "ROHS" COMPLIANT, AMP P/N, 'MADE IN (COUNTRY OF ORIGIN)', AND DATE CODE.
- ALL MOTOR SPECIFICATIONS AND OPERATING INSTRUCTIONS CAN BE FOUND AT APPLIED-MOTION.COM.
- [10] SHAFT OPTION: IF DOUBLE SHAFT REQUIRED ADD "D" TO END OF PART NUMBER. DOUBLE SHAFT REQUIRES ADDED HOLES FOR ENCODER OPTION.

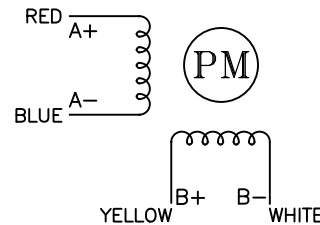
REVISIONS				
ECO NO.	REV	DESCRIPTION	DATE	APPROVED
7935	A	PRELIMINARY RELEASE	7/2/18	J.KORDIK
-	-	-	-	-
-	-	-	-	-
-	-	-	-	-
-	-	-	-	-
-	-	-	-	-
-	-	-	-	-
-	-	-	-	-
-	-	-	-	-
-	-	-	-	-
-	-	-	-	-

LABEL DETAIL



SWITCHING SEQUENCE FOR CW ROTATION  
FACING MOUNTING END

STEP	RED	BLUE	YELLOW	WHITE
0	+	-	+	-
1	-	+	+	-
2	-	+	-	+
3	+	-	-	+
4	+	-	+	-



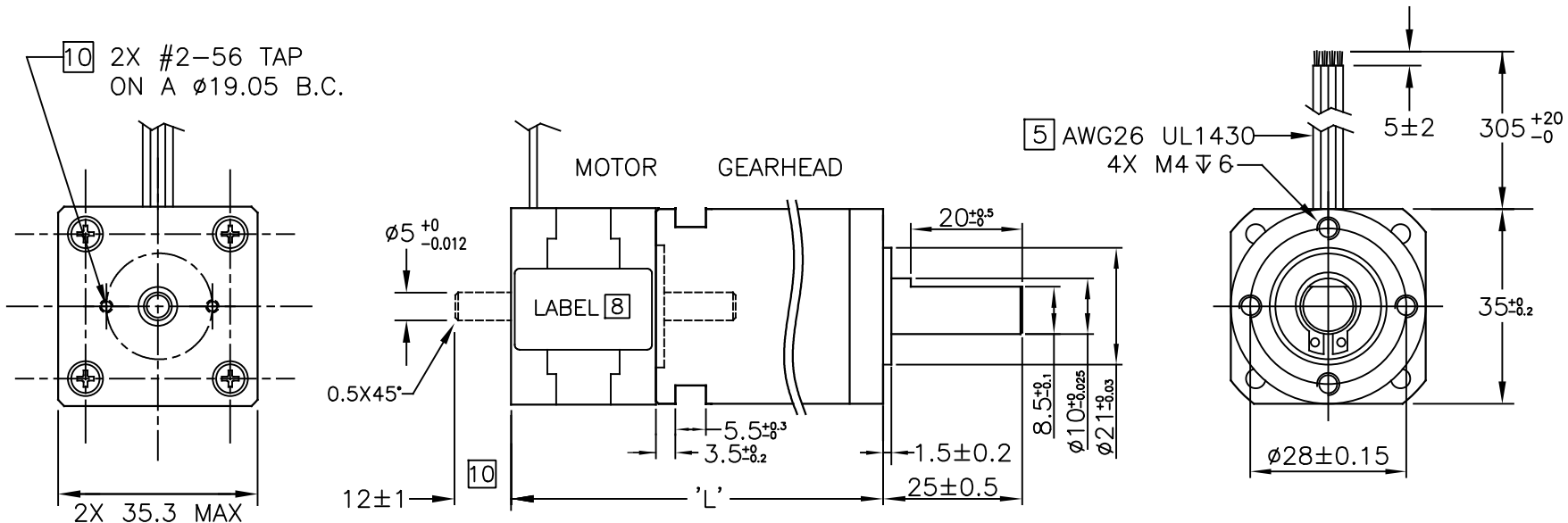
CONTRACT NO. -		APPLIED MOTION PRODUCTS, INC.		
APPROVALS	DATE	<b>STEP MOTOR WITH GEARHEAD ASSEMBLY - OUTLINE DRAWING</b>		
DRAWN R.JONEZ	4/23/18			
CHECKED -	-	B	COMPUTER DATA BASE DRAWING	DWG NO. 5014-020-GXXX
APPROVED -	-		REV A	
APPROVED -	-	SCALE: NONE	SHEET 1 OF 2	

GEARMOTOR TECHNICAL DETAILS:

ASSEMBLY P/N	5014-020-G004	5014-020-G005	5014-020-G012	5014-020-G032
TOTAL WEIGHT-MOTOR & GEARHEAD	355 g ( 0.78 lbs)	355 g ( 0.78 lbs)	408 g ( 0.90 lbs)	408 g ( 0.90 lbs)
ASSEMBLY LENGTH - TOTAL 'L'	67.3 mm ( 2.65 in)	67.3 mm ( 2.65 in)	77.1mm ( 3.03 in)	77.1mm ( 3.03 in)

GEARHEAD TECHNICAL DETAILS:

GEARHEAD P/N	35PH004.62-M1	35PH005.70-M1	35PH012.07-M1	35PH032.50-M1
RATIO	4.62:1	5.7:1	12.07:1	32.5:1
MAX TORQUE CONTINUOUS	2.5 Nm ( 354.03 oz-in)	2 Nm ( 283.22 oz-in)	5 Nm ( 708.06 oz-in)	2.5 Nm ( 354.03 oz-in)
MAX TORQUE	3.5 Nm ( 495.64 oz-in)	3 Nm ( 424.84 oz-in)	6.5 Nm ( 920.48 oz-in)	3.5 Nm ( 495.64 oz-in)
MAX RADIAL LOAD	≤ 200 N ( 44.96 lbs)	≤ 200 N ( 44.96 lbs)	≤ 200 N ( 44.96 lbs)	≤ 200 N ( 44.96 lbs)
MAX AXIAL LOAD	≤ 200 N ( 44.96 lbs)	≤ 200 N ( 44.96 lbs)	≤ 200 N ( 44.96 lbs)	≤ 200 N ( 44.96 lbs)
INERTIA	0.8 g-cm <sup>2</sup> ( 0.004oz-in <sup>2</sup> )	0.8 g-cm <sup>2</sup> ( 0.004oz-in <sup>2</sup> )	0.7 g-cm <sup>2</sup> ( 0.004oz-in <sup>2</sup> )	0.5 g-cm <sup>2</sup> ( 0.003oz-in <sup>2</sup> )
BACKLASH	≤ 0.8 °	≤ 0.8 °	≤ 1.2 °	≤ 1.2 °
EFFICIENCY	90 %	90 %	81 %	81 %



MATERIAL SPECIFICATIONS	
GEARTRAIN	Y15 (1213) STEEL
HOUSING	304 STAINLESS STEEL
INPUT/OUTPUT FLANGE	LY12 ALUMINUM
OUTPUT SHAFT	40Cr STEEL
PINION	Y15 (1213) STEEL

TOLERANCES	THIRD ANGLE PROJECTION	
*ALL DIMENSIONS IN MM		
DECIMALS: MM		
X.XX = ±0.13	APPROVALS	DATE
X.X = ±0.25	DRAWN R.JONEZ	4/20/18
ANGLES:	CHECKED	
MACH. = ±0.5°	APPROVED	
CHAM. = ±5°		
COMPUTER DATA		
BASE DRAWING		

**APPLIED MOTION PRODUCTS, INC.**

**STEP MOTOR WITH GEARHEAD ASSEMBLY - OUTLINE DRAWING**

B	DWG NO. 5014-020-GXXX	REV A
SCALE: NONE		SHEET 2 OF 2